














Furniture Specification Sheet - TVET Center

Location	Itme Name	Spec/Details	Qty	Photo
Meeting Room	Meeting Room Conference Table Set	Conference Table /Meeting Table Oval Shape 3 seats/chairs on each side Length: approx.; 10 ft Width: approx. 4 ft (narrow preffered) Table top: approx. 25 mm thick pre-laminated board Legs/Base: combination of any as long as the chairs can be conveniently inserted under the table. Color: Dark Grey/Brown Low Back Chair: 9 Chairs for the conference table	1	
	Smart TV for Security Room	SMART TV with Wall mount Display: Screen Size: 75 inch Resolution: 3840 x 2160 (equal or higher solution) Operating System: Google TV HDMI: yes, must be supported Power Supply: AC 100V-240V Connectivity: At least 1 port from each of the below USB 2.0 Antenna Input HDMI AV Input LAN Digital Audio Output (Optical) • To be affixed to the wall	1	
	Video Conference Equipment	Display Hub, Speaker. Table Hub, Display Hub, Remote Control, Cables/Power Camera ,Mic Pod Advanced video conferencing system offers smart camera framing, crystal-clear audio with noise suppression, and beamforming microphones for optimal voice pickup. Flexible room setups, clear visuals and sound in any lighting or acoustic environment	1	



	Computer Systems	Form Factor: Small Form Factor, Mini-Tower Processor: Intel Core i7 13th Gen, 3.0 GHz, 16 MB Cache or Equivalent Memory: 16 GB RAM Hard Disk: 256 GB SSD for Boot / 512GB - 1TB HDD for Data Network Interface: Integrated Gigabit Ethernet Ports: Six USB 2.0 (2-Front 4-Rear) Two USB 3.0 HDMI and Display port Keyboard: USB Wireless QWERTY Enhanced Keyboard Mouse: USB Wireless Optical Scroll Mouse Operating System: Genuine Windows 11 with key Warranty: Minimum 1-year parts and service	1	
Security Room	Staff Station (Office Desk + Chair)	1 Office Desk with lockable drawers. (Aproximate lengt 4 ft, width 2ft) 1 Low Back Executive Chair	1	
	Smart TV for Security Room	SMART TV with Wall mount Display: Screen Size: 65 inch Resolution: 3840 x 2160 (equal or higher solution) Operating System: Google TV HDMI: yes, must be supported Power Supply: AC 100V-240V Connectivity: At least 1 port from each of the below USB 2.0 Antenna Input HDMI AV Input LAN Digital Audio Output (Optical)	1	




	Computer System	<p>Form Factor: Small Form Factor, Mini-Tower</p> <p>Processor: Intel Core i7 13th Gen, 3.0 GHz, 16 MB Cache or Equivalent</p> <p>Memory: 16 GB RAM</p> <p>Hard Disk: 256 GB SSD for Boot / 512GB - 1TB HDD for Data</p> <p>Network Interface: Integrated Gigabit Ethernet</p> <p>Ports: Six USB 2.0 (2-Front 4-Rear) Two USB 3.0</p> <p>HDMI and Display port</p> <p>Keyboard: USB Wireless QWERTY Enhanced Keyboard</p> <p>Mouse: USB Wireless Optical Scroll Mouse</p> <p>Operating System: Genuine Windows 11 with key</p> <p>Monitor: 24" LCD/LED, HDMI and Display Port Supported</p> <p>Warranty: Minimum 1-year parts and service</p>	1	
Waiting Lounge	Modular L-Shaped Sofa	<p>Sofa – L Shaped sofa</p> <p>Length: Approx 5-7 ft on one side, 4-5 ft on the opposite side</p> <p>Configuration: L-shape, modular design</p> <p>Upholstery: Durable fabric finish</p> <p>Frame: Sturdy wood or metal internal structure</p> <p>Cushioning: High-density foam for seating and backrest</p> <p>Color: Two-tone (light grey and beige)</p> <p>Base: Low-profile, concealed legs or plinth base</p>	2	
	Oval Coffee table (lounge / reception area)	<p>Oval Coffee table (lounge / reception area)</p> <p>Approximate size: Tabletop: 43" x 23.6". Thickness: 0.3". Height: 15.75". Tabletop: Tempered glass, oval-shaped</p> <p>Base: Sculpted high-gloss fiberglass or resin</p> <p>Design: Contemporary artistic form</p> <p>Color: Black base with clear glass top</p>	2	




Reception	Simple modern reception desk	<p>Type: Dual-seat workstation with privacy panels</p> <p>Approx. Dimensions: 1840mm (L) × 700mm (D) × 1100mm (H)</p> <p>Material: Engineered wood or laminated MDF</p> <p>Features: Built-in drawer unit, cable management provision</p> <p>Divider Height: 250mm</p> <p>Knee clearance: 150mm</p>	1	
	Executive chairs	<p>Executive Chair</p> <p>Comfortable Seating & Backrest.</p> <p>Adjustable tilt tension knob underneath the seat that controls the rate.</p> <p>Pulling out the handle to tilt back, push in to stop tilt, range of reclining angle.</p> <p>Seat adjustable up and down to a comfortable position.</p> <p>Work in style at the office or at home with this ergonomically-designed, medium-back-office chair.</p> <p>Comfortable Ergonomic mesh office chair with Mesh Seat and Back-rest to provide exceptional support and to prevent body heat and moisture build up.</p>	2	
	Staff Cubical Set	<p>Staff Cubical Set</p> <p>1 Set - 4 cubicals in 1 set</p> <p>Staff cubicles desks workstations with sorage and drawer.</p> <p>Each station is partitioned with one another and separated by a storage area.</p> <p>Material: Melamine/Form Board</p> <p>Size: 1200W*600D*750H per Cube.</p>	2	

Office Cabinet Glass Door for File Storage	<p>Office Cabinet Glass Door for File Storage Material: Metal or steel and glass No. Of Shelves: At least 4 Shelves No. Of Doors: 2 Door (mm) H - 1980 x W - 914 x D - 483 (Approximate) For office files and document storage (Similar Design)</p>	2	
4 Drawer Filing Cabinet	<p>4 Drawer Cabinet Office Lockable Lateral Vertical Filing Drawers Cabinet With Safety Bar Lock Stainless Steel (Size: H1331xW460xD620) Colour: Light Grey</p>	1	
Small Conference Table Set	<p>Compact round wooden meeting table with smooth laminated top, paired with 4 upholstered fabric chairs featuring cushioned seats and curved backrests for comfort. Sturdy wooden or metal legs with anti-slip pads.5-Piece Wooden Furniture Set with 80cm Table.</p>	1	
Steel Locker18 Compartment	<p>18 Compartments Steel Locker with Lock. Size: W 35.4" x D 15.7" x H 72" Colour: Black/White</p>	1	




Admin Office




Executive chairs	<p>Medium Back Chair Material (Seat and Back-rest): Mesh Material (Base): Steel/Nylon , 360-degree swivel , Comfortable Seating & Backrest. Seat adjustable up and down to a comfortable position. Work in style at the office or at home with this ergonomically-designed, medium-back-office chair. Comfortable Ergonomic mesh office chair with Mesh Seat and Back-rest to provide exceptional support and to prevent body heat and moisture build up.</p>	10	
L Shape Office Executive Desk with side storage/cabinet & executive chair	<p>L Shape Office Executive Desk with side storage/cabinet & executive chair Style: Modern , Material: Wood / metal Top: glossy finishing (dark grey, black) ,Wood Style: Panel ,Curved edges , Color: Black, grey, white (similar wooden colors can be accepted) Table size: curved, round edges , Length: approx. 5 ft, 2.5 ft wide, Height: 2.3 ft ,Desk frame: metal/steel or wood , Desk legs: metal or wood ,Table top: Melamine Executive side storage: Approx: 6 ft L, Height: sufficient enough to keep under the table, width: 2.5 ft</p>	1	



<p>Computer System</p>	<p>Form Factor: Small Form Factor, Mini-Tower Processor: Intel Core i7 13th Gen, 3.0 GHz, 16 MB Cache or Equivalent Memory: 16 GB RAM Hard Disk: 256 GB SSD for Boot / 512GB - 1TB HDD for Data Network Interface: Integrated Gigabit Ethernet Ports: Six USB 2.0 (2-Front 4-Rear) Two USB 3.0 HDMI and Display port Keyboard: USB Wireless QWERTY Enhanced Keyboard Mouse: USB Wireless Optical Scroll Mouse Operating System: Genuine Windows 11 with key Monitor: 24" LCD/LED, HDMI and Display Port Supported Warranty: Minimum 1-year parts and service</p>	<p>8</p>	
<p>Artificial Indoor Decorative Plants with Pots</p>	<p>Plants with Pots Preferred height: 03-05 ft High-quality, realistic-looking artificial plants with assorted greenery designs (e.g., Dracaena, Split-leaf Philodendron, Areca Palm or similar), suitable for indoor office, lounge, or reception use. Each plant comes with a durable plastic or ceramic pot. UV-resistant, maintenance-free, and reusable.</p>	<p>40</p>	
<p>Printer</p>	<p>Print faster with speeds up to 25 pages per minute Print, copy, scan, and fax in a small footprint. Dual scan document feeder, double-feed detection, 10.1" tiltable touchscreen, card reader pocket, soft-closing drawers, 65-sheet stapling finisher, saddle stitch booklet maker, tandem large-capacity feeder, external large-capacity feeder, laser print with 600x600 dpi, up to 25 PPM speed, 7.8 sec first copy (color), 20 sec warm-up, multiple paper sizes and weights, max 5,200-sheet capacity, automatic duplex, 25-400% zoom, 150K max monthly duty, 38K/39.8K toner yield, 120V power, 1.8kW max consumption, 4GB RAM, 128GB SSD, E-filing.</p>	<p>1</p>	


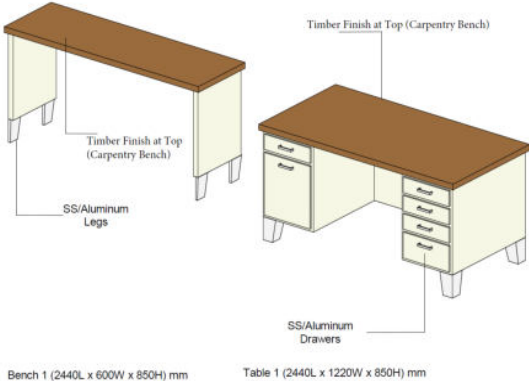
	SIP Phones	<p>Protocol: SIP v2 Display: Backlit LCD, minimum 2 lines Network: 10/100 Mbps Ethernet (2 ports) Power: PoE (IEEE 802.3af) and/or external adapter Audio: G.711, G.729, G.722 codec support Features: Call hold, transfer, mute, speakerphone, voicemail Handset: Wired with RJ9 connector Configuration: Web interface and auto-provisioning (TFTP/HTTP/HTTPS) Compatible with hosted and open-source PBX platforms Warranty: Minimum 1 year</p>	24	
	FortiGate-40F Network Security Appliance Plus 1 Year FortiGuard Enterprise Protection and FortiCare Premium	<p>Model: FortiGate 40F Next-Generation Firewall Specifications: 5 Gbps Firewall throughput 3 Gbps IPSec VPN throughput Support for up to 10 VLANs Multiple WAN link support Includes FortiGate-40F with 1 year of FortiCare Premium and FortiGuard Enterprise Protection.</p>	1	 <div></div>



**ICT Equipments
(ICT networking and
connectivity) -- BoQ
(Electrical)**



Network Cabinet/Rack	<ul style="list-style-type: none"> • 2U floor-standing network rack • Minimum dimensions: 800mm x 1000mm • Required features: <ul style="list-style-type: none"> o Lockable front and rear doors o Side panels o Cable management provisions o Proper ventilation/cooling system o Power distribution unit (PDU) 	1	
Network Switch	<p>48-port managed switch Required features: Layer 2/3 capabilities PoE+ support recommended 1GbE ports minimum Web-based management interface VLAN support QoS capabilities Port security features</p>	2	
Patch Panels	<p>Minimum 6U of patch panels to accommodate all 106 network points Category 6 minimum 24-port panels recommended for better organization Required quantity: 5 patch panels (24-port) to cover all points</p> <p><u>Cabling:</u> All existing network points to be terminated to new patch panels Proper labeling and documentation of all connections Cable management system implementation Testing and certification of all terminated points</p>	4	




	Wifi Access Points	Access points to enable wifi internet connection throughout the building WiFi 7 Access Point : WiFi 7 with 6 GHz support, 6 spatial streams, 140 m ² (1,500 ft ²) coverage, 300+ connected devices, Powered using PoE+, 2.5 GbE uplink	15	
Pantry	Kitchen Cabinet with Top	Material: Laminated engineered wood with a textured woodgrain finish Upper Section: 3 hinged cupboard doors with concealed storage, soft-close mechanism Middle Section: 2 open shelves for frequently used items or display Countertop: Durable work surface, suitable for food prep or appliance use Lower Section: 3 base cupboards – 1 single and 1 double door – with internal shelving Legs: Raised metal legs for easy cleaning and floor protection Countertop: Durable laminate or stainless steel finish Design: Modern freestanding unit with adjustable legs Customized Cupboard with sink integrated	1	
	Water Dispenser	Water dispenser RO+HOT & COLD Water Dispenser <ul style="list-style-type: none">- Room, Cold and Hot Standing RO Water Dispenser- Compact and space saving design with built in RO System.- Highly efficient, noiseless and low power consuming compressor- Re-boiling feature convenient for doing coffee, tea- Option to connect to the water supply- Free Standing Water Dispenser- Hot and Cold- Compressor Cooling- Automatic Temperature Control- With SS pipes connection.- Electric cooling- 220-240V, 50-60Hz.- 550W for heating and 68W for cooling	1	

	Small Dinning Set	5-Piece Bar Table and Chairs Set, White faux marble tabletop with black metal frame, 4 PU leather cushioned bar stools with backrests, Compact space-saving design, 3-tier side shelves for storage, Durable and easy to clean, Table size approx. 47"L x 23.6"W x 36"H, Stool seat height approx. 25.6	1	
	Workstation benches (Metal Type A)	Heavy-Duty Workshop Table with Drawers, Free-standing steel-framed workbench with laminated hardwood/plywood top (≥25 mm thick), 2-3 lockable steel drawers with ball-bearing slides, reinforced crossbar support, anti-slip feet, powder-coated blue frame, load capacity ≥ 300 kg, drawer capacity ≥ 25 kg each, ideal for training centers and technical workshops, approx. dimensions 1500 x 700 x 850 mm, supplied assembled or with assembly instructions, minimum 1-year warranty.	5	

<p>Workstation benches (Metal Type B)</p>	<p>Laboratory Workstation with Storage and Power Sockets, Modular lab workstation with integrated storage and overhead service panel, frame and legs made of heavy-duty metal with proper protective coating (rust and corrosion-resistant), top finish in minimum 3mm thick stainless steel (scratchproof), durable and chemical-resistant work surface, includes lockable cabinets, drawers, and under-counter knee space for seated work, integrated electrical sockets with safety covers, designed for technical classrooms or laboratories, mobile base with lockable wheels for flexibility, approximate dimensions 2400L x 600W x 850H mm, color: blue and grey or equivalent lab-grade color coding, includes backsplash or back panel</p>	<p>4</p>	
<p>Workstation benches (Wood bench 2)</p>	<p>Frame & Legs Metal/Hardwood Timber with proper protective coating. Top Finish needs to be min 20mm thick Timber Solid hardwood. Approx. Dimensions 2400L x 6000W x 850H Drawers To be included.</p>	<p>5</p>	 <p>Bench 1 (2440L x 600W x 850H) mm Table 1 (2440L x 1220W x 850H) mm</p>




Workshop	Storage racks	Heavy-Duty Industrial Storage Rack, Free-standing steel shelving unit with 5 adjustable tiers, high load-bearing capacity ideal for workshops and garages, constructed from powder-coated metal frame for corrosion resistance, shelves made of thick steel panels or reinforced MDF, boltless design for easy assembly, each shelf supports ≥ 200 kg (evenly distributed), non-slip foot caps for floor protection, ideal for storing tools, parts, tires, and equipment, approximate dimensions: 1800H x 1200W x 500D mm, modular and expandable design	8	
	10 Doors Steel Locker Workshop Multi Door Industrial Cabinets Metal Wardrobe Locker with Standing Legs	Heavy Duty Locker Workbench Tool Cabinet Size: 16'''D x 31'''W x 71'''H Cabinet Type: Vertical tool storage cabinet with internal pegboard Mobility: Heavy-duty caster wheels with 2 locking brakes for secure positioning Doors: Dual lockable steel doors with perforated tool storage Handles: Ergonomic door handles with integrated lock	2	




	<p>Heavy Duty Locker Workbench Tool Cabinet Size: 16""D x 31""W x 71""H"</p> <p>Cabinet Type: Vertical tool storage cabinet with internal pegboard</p> <p>Mobility: Heavy-duty caster wheels with 2 locking brakes for secure positioning</p> <p>Doors: Dual lockable steel doors with perforated tool storage</p> <p>Handles: Ergonomic door handles with integrated lock</p>	3	
	<p>1 nos Table & 1 nos Chair</p> <p><u>Executive Office Table</u></p> <ul style="list-style-type: none"> - Executive Office Table - Gloss finishing - Color: Mainly white, Grey and black / Other colors allowed slightly. - Material: Particle Board with Melamine panel - Table Top: Approximately 25mm - Leg: Approximately 1.2mm Thickness Metal Chromed Leg - Dimensions: Approximately L2200*D2000*H750mm - In-build drawer or separate drawer to be installed under the table top. <p>Preffered size: H 5" , W 12" , L14" , must have a lock</p> <p><u>Executive Chair</u></p> <p>Ergonomic Mesh Office Chair, Adjustable-height swivel chair with breathable mesh backrest and cushioned fabric seat, designed for comfort and support during long hours. Features include fixed armrests, pneumatic gas lift, tilt mechanism with tension control, 5-star base with smooth-rolling casters.</p>	2	
First Floor			



Compact Office Tables	<p>Modular Office Workstation, L-shaped partition workstation set, includes integrated cable management, privacy panels (with dual-tone finish), and under-desk mobile pedestal drawers (lockable). Powder-coated steel or aluminum frame with laminated worktop, curved edge for comfort, and ample legroom. Includes ergonomic mesh chairs with armrests and castor wheels. Workstation Size (Each): Approx. 1400W x 1200D x 750H mm Partition Height: Approx. 1100–1200 mm</p>	8	
Executive chairs	<p>Executive chairs Medium Back Chair (Similar to the design given)</p> <p>Adjustable-height swivel chair with breathable mesh backrest and cushioned fabric seat, designed for comfort and support during long hours. Features include fixed armrests, pneumatic gas lift, tilt mechanism with tension control, 5-star base with smooth-rolling casters.</p>	8	
Computer System	<p>Form Factor: Small Form Factor, Mini-Tower Processor: Intel Core i7 13th Gen, 3.0 GHz, 16 MB Cache or Equivalent Memory: 16 GB RAM Hard Disk: 256 GB SSD for Boot / 512GB - 1TB HDD for Data Network Interface: Integrated Gigabit Ethernet Ports: Six USB 2.0 (2-Front 4-Rear) Two USB 3.0 HDMI and Display port Keyboard: USB Wireless QWERTY Enhanced Keyboard Mouse: USB Wireless Optical Scroll Mouse Operating System: Genuine Windows 11 with key Monitor: 24" LCD/LED, HDMI and Display Port Supported Warranty: Minimum 1-year parts and service</p>	8	




Staff Room



Printer	<p>Print faster with speeds up to 25 pages per minute</p> <p>Print, copy, scan, and fax in a small footprint. Dual scan document feeder, double-feed detection, 10.1" tiltable touchscreen, card reader pocket, soft-closing drawers, 65-sheet stapling finisher, saddle stitch booklet maker, tandem large-capacity feeder, external large-capacity feeder, laser print with 600x600 dpi, up to 25 PPM speed, 7.8 sec first copy (color), 20 sec warm-up, multiple paper sizes and weights, max 5,200-sheet capacity, automatic duplex, 25-400% zoom, 150K max monthly duty, 38K/39.8K toner yield, 120V power, 1.8kW max consumption, 4GB RAM, 128GB SSD, E-filing.</p>	1	
Small Conference Table Set	<p>Compact round wooden meeting table with smooth laminated top, paired with 4 upholstered fabric chairs featuring cushioned seats and curved backrests for comfort. Sturdy wooden or metal legs with anti-slip pads. 5-Piece Wooden Furniture Set with 80cm Table.</p>	1	
Lounge Chair	<p>Single Seater Lounge Chair, Upholstered fabric in dark blue color, Modern curved armrest design, Wooden frame with sturdy metallic legs, Comfortable cushioned seat and backrest, Suitable for reception, lounge, or office seating areas, Approximate dimensions: W 29" x D 28" x H 30" (can vary slightly by model)</p>	5	

	<p>Round Puffy Stool (Lounge / Office)</p>	<p>ROUND Puffy Stool Fabric / leather Stool</p> <p>Height: approx. 46 Width/Diameter: 38</p> <p>Multi colored : Red / Green / Orange / Blue Or Shades of these colors</p>	5	
	<p>Steel Locker18 Compartment</p>	<p>18 Compartments Steel Locker with Lock. Size: W 35.4" x D 15.7" x H 72" Colour: Black/White</p>	1	
	<p>Kitchen Cabinet with Top</p>	<p>Kitchen Cabinet for Pantry.Material: Laminated engineered wood with a textured woodgrain finish Upper Section: 3 hinged cupboard doors with concealed storage, soft-close mechanism Middle Section: 2 open shelves for frequently used items or display Countertop: Durable work surface, suitable for food prep or appliance use Lower Section: 3 base cupboards – 1 single and 1 double door – with internal shelving Legs: Raised metal legs for easy cleaning and floor protectionCountertop: Durable laminate or stainless steel finish Design: Modern freestanding unit with adjustable legs Customized Cupboard with sink integrated</p>	1	

Pantry (Staff Room)	Water Dispenser	Water Dispenser - Hot & Cold Water Dispenser - Floor Standing Type, free-standing unit with built-in Reverse Osmosis (RO) system, delivers hot, cold, and room-temperature water, compact and space-saving design, compressor-based electric cooling, automatic temperature control, re-boiling function for tea and coffee, noiseless and energy-efficient compressor, direct connection to water supply inlet, stainless steel internal piping for hygiene, suitable for offices and institutional use, 220-240V, 50-60Hz power supply, 550W for heating, 68W for cooling, floor-standing installation type.	1	
	Small Dinning Set	1 Table + 4 chairs - 5-Piece Bar Table and Chairs Set, White faux marble tabletop with black metal frame, 4 PU leather cushioned bar stools with backrests, Compact space-saving design, 3-tier side shelves for storage, Durable and easy to clean, Table size approx. 47"L x 23.6"W x 36"H, Stool seat height approx. 25.6	1	
	Small Conference Table Set	Compact round wooden meeting table with smooth laminated top, paired with 4 upholstered fabric chairs featuring cushioned seats and curved backrests for comfort. Sturdy wooden or metal legs with anti-slip pads.5-Piece Wooden Furniture Set with 80cm Table.	2	



Study Room	3 Person Reading Table Set	<p>3-Person Modular Workstation Set</p> <p>High-quality, commercial-grade modular desk system designed for efficient team collaboration and individual productivity. Features include:</p> <p>Tabletops: Durable beech-finish laminated surfaces for a professional and easy-to-maintain appearance</p> <p>Chairs: Ergonomic mesh-back swivel chairs with lumbar support and height adjustment for optimal user comfort</p> <p>Privacy Panels: Centralized perforated privacy screens for noise reduction and visual separation</p> <p>Design: Modular configuration supporting 3 workstations arranged in a Y-shape layout for balanced interaction and focused work</p> <p>Structure: Sturdy powder-coated steel frames with integrated cable management provisions</p> <p>Ideal Use: Suitable for collaborative workspaces, office environments, seminar rooms, and training centers</p> <p>Set Includes:</p> <ul style="list-style-type: none">3 individual work desks3 ergonomic mesh chairsCentral privacy partition panels	1	
STORE ROOM	Heavy-Duty Industrial Storage Rack	<p>Robust 5-tier steel shelving unit designed for garages, workshops, and industrial use. Each shelf supports heavy equipment, tools, and parts like tires, toolboxes, and liquids. Powder-coated for durability and corrosion resistance.. Frame Needs to be Metal with proper protective coating.</p> <p>Top Finish of racks to be Stainless steel (Scratchproof sheet)</p> <p>Approx. Dimensions (MM) 2400L x 450W x 2000H</p>	8	




Student Services	Staff Station	<p>Standard Office Desk with Mesh Chair (Single Set) Compact laminated wooden office desk with 3 lockable drawers, integrated cable port, and side privacy panel. Paired with a black mesh swivel chair featuring ergonomic back support, cushioned seat, fixed armrests, gas lift height adjustment, and caster wheels for mobility. Desk Size: Approx. 1200L x 600W x 750H mm Finish: Woodgrain laminate with black edge banding</p>	1	
	Modular L-Shaped Sofa	<p>Sofa – L Shaped sofa Length: Approx 5-7 ft on one side, 4-5 ft on the opposite side Configuration: L-shape, modular design Upholstery: Durable fabric finish Frame: Sturdy wood or metal internal structure Cushioning: High-density foam for seating and backrest Color: Two-tone (light grey and beige) Base: Low-profile, concealed legs or plinth base</p>	2	
Classroom Hallway	Water Dispenser	<p>Water dispenser RO+HOT & COLD Water Dispenser</p> <ul style="list-style-type: none"> - Room, Cold and Hot Standing RO Water Dispenser - Compact and space saving design with built in RO System. - Highly efficient, noiseless and low power consuming compressor - Re-boiling feature convenient for doing coffee, tea - Option to connect to the water supply - Free Standing Water Dispenser - Hot and Cold - Compressor Cooling - Automatic Temperature Control - With SS pipes connection. - Electric cooling - 220-240V, 50-60Hz. - 550W for heating and 68W for cooling. - Includes a Reverse Osmosis System 	1	




	Executive Medium Back Chair (For Classroom 1,2,3,4,5,6,7 & ICT Lab)	Executive Medium Back Chair (For Classroom Teachers) (Similar to the design given)	8	
	SMART TV with Wall mount (Classroom 1,2,3,4,5,6,7 & ICT Lab)	SMART TV - Wall mount Display: Screen Size: 65 inch Resolution: 3840 x 2160 (equal or higher solution) Operating System: Google TV HDMI: yes, must be supported Power Supply: AC 100V-240V Connectivity: At least 1 port from each of the below USB 2.0 Antenna Input HDMI AV Input LAN Digital Audio Output (Optical) • To be affixed to the wall	8	

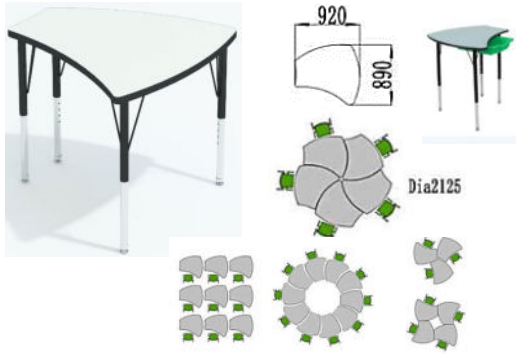


**Classroom 1,2,3,4,5,6,7
& ICT Lab**



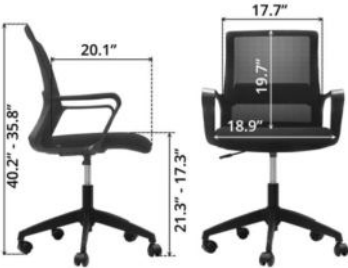
Computer Systems (Classroom 1,2,3,4,5,6,7 & ICT Lab)	<p>Form Factor: Small Form Factor, Mini-Tower Processor: Intel Core i7 13th Gen, 3.0 GHz, 16 MB Cache or Equivalent Memory: 16 GB RAM Hard Disk: 256 GB SSD for Boot / 512GB - 1TB HDD for Data Network Interface: Integrated Gigabit Ethernet Ports: Six USB 2.0 (2-Front 4-Rear) Two USB 3.0 HDMI and Display port Keyboard: USB Wireless QWERTY Enhanced Keyboard Mouse: USB Wireless Optical Scroll Mouse Operating System: Genuine Windows 11 with key Monitor: 24" LCD/LED, HDMI and Display Port Supported Warranty: Minimum 1-year parts and service</p>	8	
Lecturer table (Classroom 1,2,3,4,5,6,7 & ICT Lab)	<p>Lecturer table</p> <ul style="list-style-type: none">- Executive Office Table- Gloss finishing- Material : Particle Board- In-build drawer or separate drawer to be installed under the table top. <p>Preferred size: H 5" , W 12" , L14" , must have a lock</p>	8	

	<p>Double Sided White Board with Stand (For Classroom 1,2,3& 4)</p>	<p>Double-Sided H-Shaped White boards Color: White Board Size: 90 x 150cm (35.4" x 59.1") Material: Thickened Carbon Steel Overall Dimension (W x D x H): 160 x 51 x 165.5cm (63" x 20" x 65.2") Smooth surface wipes clean easily. Pen tray at the base of the board. Freely Movable Casters: With 4 lockable castors for free moving.</p>	6	
	<p>Glass white board (Classroom 5,6,7 & ICT Lab)</p>	<p>Glass white board with metal marker tray Magnetic Dry erase Size: 4 x 8 feet</p>	2	




Classroom 1	Student Desk and Chair Set	<p>Student Desk and Chair Set (Adjustable) Ergonomically designed, height-adjustable student desk and chair set, ideal for multi-grade classroom use, features a solid black finish with a durable density board tabletop, convenient storage drawer for stationery items like pens or erasers, built for safety and comfort with sturdy, ergonomic construction.</p> <p>The table is made of density board, plastic, or block board, color black, dimensions approximately 60 x 45 cm (23.62" x 17.72"), drawer dimensions approximately 45 x 35 x 13.4 cm (17.72" x 5.92" x 5.28"), adjustable table height 67.5–76 cm (26.57"–29.92"). The chair has seat dimensions approximately 40 x 35.5 cm (15.75" x 13.98"), backrest dimensions approximately 38 x 26 cm (14.96" x 10.24"), adjustable chair height 72–82 cm (28.35"–32.28"), height from seat to floor 38–48 cm (14.96"–18.9"), all dimensions are approximate.</p>	20	
Classroom 2 & 3	2 pax Student Desk	Three-student desk with adjustable height (22"–32"), durable steel frame, and heavy-duty top. Includes backpack pegs and leveling glides. Dimensions: 84"W x 20"D. ☒	20	
	Student Chair	Stackable chrome framed durable chair, Approx size: 18.25"D x 20"W x 28.75"H	40	




Classroom 4	Triangular Table	<p>A triangular high-pressure laminate top with a wood grain finish.</p> <p>Adjustable-height legs (typically from 22" to 32") to suit students of different ages and ergonomic needs.</p> <p>Heavy-duty steel frame for stability and durability.</p> <p>Four locking casters for easy mobility and secure positioning.</p> <p>An under-desk book box or storage tray for added convenience.</p>	20	
	Adjustable Chair	<p>Mata Gas Lift Chair,</p> <p>Single-piece shell</p> <p>Injection-moulded polypropylene</p> <p>Ergonomically shaped</p> <p>Finger pull handles</p> <p>Five star polypropylene base</p> <p>Reverse seating option</p>	20	
	Modern Training Chairs	<p>Modern Training Chairs</p> <p>Size as shown on the picture.</p> <p>Colour: Silver</p>	20	



Classroom 5	<p>Combinable Student Tables</p> <p>Combinable Student Tables Table top: Solid Plastic, Particleboard Covered With a Laminate or Melamine Finish, HPL Table Size: L 920*W 890 mm, Dia 2125 mm Leg Size: Dia. 22*1.2mm Round Seamless Steel Tube</p>	20	
Classroom 6	<p>Tables for Electronic/Electric Classroom</p> <p>Tables for Electronic Engineering Classroom. Size: L6feet, H3feet, W3feet Table top thickness 18mm Table top Colour Grey Legs Colour Black 2 dual international Sockets inserted to Table top middle (Black Colour). With wiring cable.</p>	10	
	<p>Seat cushion with armrest</p> <p>PU leather Seat cushion with armrest Seat Height: 75 cm Size: 52*53*90-110cm Colour Black</p>	20	




Classroom 7	Lecturer Chair classroom	<p>Lecturer Chair Color: Black Material (Seat & Back-rest): Mesh Material (Legs): Metal Features: Durable metal frame for strength. Side-table attached as it gives person a space for writing.</p> <p>Dimension(approximate): W 27.2" x D 24.8" x H 32.3" Seat: W 17.7" x D 17.3" x H 18.5" Backrest Height: 41cm (16.1")</p>	20	
ICT Lab	Basic Computer Table (3 pax)	Basic Classroom Table, Heavy-duty fixed-leg design, Steel frame with cable management channel, ADA compliant, Supports up to 3 monitors, Suitable for classroom or computer lab setups, Laminate surface with powder-coated steel frame, Optional mounts for CPU, keyboard, and monitors.	7	
	Medium Back Chairs	Medium Back Chair (Black)	20	


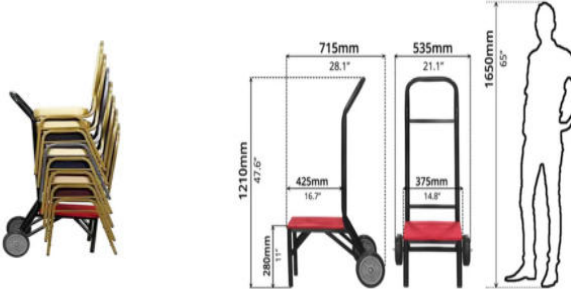
	<p>Computer Systems</p>	<p>Form Factor: Small Form Factor, Mini-Tower Processor: Intel Core i7 13th Gen, 3.0 GHz, 16 MB Cache or Equivalent Memory: 16 GB RAM Hard Disk: 256 GB SSD for Boot / 512GB - 1TB HDD for Data Network Interface: Integrated Gigabit Ethernet Ports: Six USB 2.0 (2-Front 4-Rear) Two USB 3.0 HDMI and Display port Keyboard: USB Wireless QWERTY Enhanced Keyboard Mouse: USB Wireless Optical Scroll Mouse Operating System: Genuine Windows 11 with key Monitor: 24" LCD/LED, HDMI and Display Port Supported Warranty: Minimum 1-year parts and service</p>	20	
Second Floor				
	<p>4 Layers Wooden Bookshelf with cupboard</p>	<p>4 Layers Wooden Bookshelf with cupboard Galvanized Steel frame Colour: Oak + White Size: H180cmxD35cmxW100cm</p>	5	
	<p>Three way Wooden Reading Table (Library)</p>	<p>Three way Wooden Reading Table with Reading Light and an electric socket Colour: Black and White Size: as in drawing</p>	4	




Library	Reading chairs (Library)	Reading chairs	12	
	Computer Systems (Library)	Form Factor: Small Form Factor, Mini-Tower Processor: Intel Core i7 13th Gen, 3.0 GHz, 16 MB Cache or Equivalent Memory: 16 GB RAM Hard Disk: 256 GB SSD for Boot / 512GB - 1TB HDD for Data Network Interface: Integrated Gigabit Ethernet Ports: Six USB 2.0 (2-Front 4-Rear) Two USB 3.0 HDMI and Display port Keyboard: USB Wireless QWERTY Enhanced Keyboard Mouse: USB Wireless Optical Scroll Mouse Operating System: Genuine Windows 11 with key Monitor: 24" LCD/LED, HDMI and Display Port Supported Warranty: Minimum 1-year parts and service	1	
	Staff Station (Office Desk + Executive Chair)	Staff Station (Set Includes Office Desk + Executive Chair) Single Sided Office Workstation, Seating Capacity: 1 Person, Contemporary workstation desk with black powder-coated steel frame and 25mm thick melamine top in Blackwood finish. Features bevelled edges and optional modesty panel. Executive Chair Ergonomic Mesh Office Chair, Adjustable-height swivel chair with breathable mesh backrest and cushioned fabric seat, designed for comfort and support during long hours. Features include fixed armrests, pneumatic gas lift, tilt mechanism with tension control, 5-star base with smooth-rolling casters.	1	



Auditorium Pantry	Kitchen Cabinet with Top	<p>Material: Laminated engineered wood with a textured woodgrain finish Upper Section: 3 hinged cupboard doors with concealed storage, soft-close mechanism Middle Section: 2 open shelves for frequently used items or display Countertop: Durable work surface, suitable for food prep or appliance use Lower Section: 3 base cupboards – 1 single and 1 double door – with internal shelving Legs: Raised metal legs for easy cleaning and floor protection Countertop: Durable laminate or stainless steel finish Design: Modern freestanding unit with adjustable legs Customized Cupboard with sink integrated</p>	1	
Meeting Room	Meeting Room Conference Table Set	<p>Conference Table Meeting Table</p> <p>Oval Shape 3 seats/chairs on each side Length: approx.; 10 ft Width: approx. 4 ft (narrow preferred) Table top: approx. 25 mm thick pre-laminated board Legs/Base: combination of any as long as the chairs can be conveniently inserted under the table. Color: Dark Grey/Brown</p> <p>Low Back Chair: 9 Chairs for the conference table</p>	1	
	Sound System	<p>Sound Sytem Amplifire, equalizer, phantom support. 1 Gooseneck 18" Podium Mic, Good Quality 1 codeless Mic (Set of 2, good quality) 2 Mic with Mic stand 2 Speackers with Stand</p>	1	



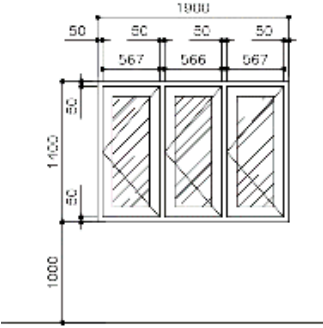

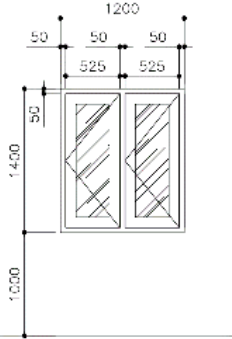
<p>Projector With Ceiling Mount bracket</p>	<p>Multimedia Projector with Ceiling Mount Kit, Full HD 1080p resolution, 3,800–4,200 ANSI lumens brightness, ≥10,000:1 contrast ratio, 16:9 aspect ratio, standard throw, screen size up to 300", lamp life up to 15,000 hrs, manual zoom/focus, vertical keystone ±30°, built-in 10W speaker, HDMI×2, VGA, USB, RS232, includes ceiling mount bracket, 10m HDMI & VGA cables, power extension cable, suitable for classrooms and medium-size halls, power supply 100–240V, low-noise operation, approx. 2.5–3 kg, white or black finish.</p>	<p>1</p>	
<p>Portable Stage Platform (Stackable)</p>	<p>Modular Stage Platform for Auditorium, Size: 25 ft × 15 ft, total area 375 sq.ft, adjustable or fixed height 40–60 cm, interlocking modular panels (4 ft × 4 ft or 4 ft × 8 ft), anti-slip plywood top (≥18 mm), aluminum or powder-coated steel frame, load capacity ≥750 kg/m², detachable legs with adjustable leveling feet, black laminate surface finish, quick-lock system for tool-free setup, optional accessories include black skirting, anti-slip staircase, safety rails, transport trolley, suitable for school halls, indoor events, and performances.</p>	<p>1</p>	

<p>Auditorium</p>	<p>Digital Podium</p> <p>Electronic Podium for Auditorium Material: Powder-coated steel and laminated MDF body Colour: Black / Grey Size: Approx. 600L x 450W x 1100H mm Features: Built-in gooseneck microphone, integrated speaker system, power/data ports, lockable storage, reading light, caster wheels for mobility, suitable for multimedia presentations Includes: USB, HDMI, and power outlets; cable management ports Use: Ideal for lecture halls, conferences, and training rooms</p>	<p>1</p>	
	<p>Folding Tables for Seminars</p> <p>Folding Tables for Seminars Size: W1200 x D600 x H750mm Colour: White Material: Chipboard + Metal Features: 4-lockable 360° wheels. Frame, made of durable metal. Top desk, 25mm chipboard board. Folding design, easy to store and save space. Under desk storage.</p>	<p>20</p>	
	<p>Banquet Chairs for Auditorium</p> <p>Banquet Chair Material: (Seating and Back-Rest): Fabric Material (Frame): Metal Dimensions: Overall: W 17.3" x D 22" x H 36.6" Seat: W 15.4" x D 15.7" x H 18.5" Colour: Blue</p>	<p>80</p>	

	ViewBoard Smart Display with WiFi Adapter and Slim Trolley Cart	<p>ViewSonic IFP9850-E4 - 98" 4K Touch-Enabled ViewBoard Smart Display Bundle, 98-inch 4K Ultra HD (3840x2160p) interactive flat panel display, 20-point multi-touch capability supports finger and stylus input, built-in myViewBoard® software suite including Whiteboard, ViewBoard Cast, and Manager for interactive teaching and remote device management, integrated 45W stereo soundbar for superior audio performance, powered by a quad-core processor with flexible connectivity including HDMI, VGA, RJ45 LAN, USB-A, USB-C, and RS232 ports, bundled with wireless AC adapter and slim mobile trolley cart, remote update and monitoring support via myViewBoard Manager, 3-year standard warranty with optional extensions and technical support, ideal for auditoriums (60+ pax)</p>	1	 The image shows the ViewBoard Smart Display Bundle. At the top is a large 98-inch 4K Ultra HD interactive flat panel display. Below the display are two components: a slim mobile trolley cart with four wheels and a wireless AC adapter with two antennas.
	Trolley For Chairs	<p>Trolley For Chairs Material: Metal Dimension (W x D x H): 535 x 715 x 1210mm (21.1" x 28.1" x 47.6) Features: Heavy duty frame. Strong load bearing capacity. With 2 wheels, easy to move. Banquet chair/stack chair dolly. The upholstered platform protects chairs while also adding stability. The tall handle to push, pull and guide.</p>	1	 The image shows a trolley for chairs. On the left is a stack of yellow banquet chairs on the trolley. On the right is a technical drawing of the trolley with dimensions in mm and inches. The dimensions are: 715mm (28.1") for the width, 535mm (21.1") for the depth, 1210mm (47.6") for the height, 425mm (16.7") for the platform width, 375mm (14.8") for the platform depth, and 280mm (11") for the platform height. A silhouette of a person is shown next to the trolley for scale, with a height of 1650mm (65").

Vacuum Cleaner	Vacuum Cleaner 10 Liter	1	
12 Step Aluminum Ladder	12 Step Aluminium Ladder	1	
Outdoor Trash can Large	Outdoor Trash can Large	3	

Common Areas	Industrial Trolley	Heavy-Duty Mesh Platform Trolley for Goods Transport	1	
	Hose Trolley	Hose Trolley 15-20 meter hose With spray gun Karcher brand or equivalent	1	
	Janitorial Cleaning Cart	Heavy-duty cleaning cart made from durable polypropylene with 440 lb load capacity, suitable for commercial and institutional environments. Features include three spacious shelves for organizing supplies, a large front platform for mop buckets, and a 24-gallon zippered bag with metal hooks and clips for liner attachment. Integrated side compartments and handle notches securely hold brooms, mops, and poles, while front hooks accommodate caution signs. Large rear wheels and 360° front casters ensure smooth mobility across various surfaces.	2	

	<p>Sign boards</p>	<p>Sign Boards and Wayfinding Signage, includes durable, wall-mounted or door-mounted signs for all functional areas, classrooms, laboratories, admin offices, meeting rooms, staff rooms, and reception areas, along with directional and identification signage for building common spaces such as entrances, stairways, washrooms, waiting areas, and emergency exits, made from high-quality acrylic, aluminium or PVC with printed or engraved labels, standard size approx. 12"x4" to 18"x6" depending on location, includes braille/ADA compliance where applicable, mounting hardware included, consistent font, color code</p>	<p>40</p>	
<p>For Selected Areas (Windows)</p>	<p>Window Blinds as per the window size (W1) As per window schedule</p>	<p>W1 (as per the drawings) Blinds Vertical Blinds Color: White Size: as per window schedule Window dimension (see the drawings)</p>	<p>28</p>	 
	<p>Roller Blinds As per window size (W2)</p>	<p>W 2 Roller Blinds Color: white Size: as per the window schedule Black out or Sunblock material **installation included**</p>	<p>4</p>	 

Customized Furniture Options: Customized furniture designs may be proposed, but all such designs must receive prior approval from the employer before manufacturing and installation commence.

Size Specifications: The dimensions provided in the tender documents are approximate. Adjustments to the sizes may be made, provided the changes align with the functional and aesthetic requirements of the project and are approved by the employer.

Material Approval: All materials proposed for the furniture must be submitted for approval. Detailed specifications, material samples, or brochures, pictures or manufacturer certifications must be provided for review by the employer.